

Specifications & Measurements

**Subject to change*

Ford Transit 350 MR Pass XLT RWD
148" Wheelbase

- 8 Passenger Seating
- Fully Insulated - Quiet Ride
- Trailer Towing Package Included*
- Maximum Cargo Capacity - 2,356lbs (assuming 8 standard passenger seating)*
- Minimum Cargo Capacity - 1,206lbs (assuming 8 standard passenger seating)*

**For towing capacity guidelines see Ford Pro Towing Guidelines*

**Maximum is defined as driver/no other passengers*

**Minimum is defined as all 8 passengers*

5 YEAR/60,000 MILE - POWERTRAIN

3 YEAR/36,000 MILE - BUMPER TO BUMPER

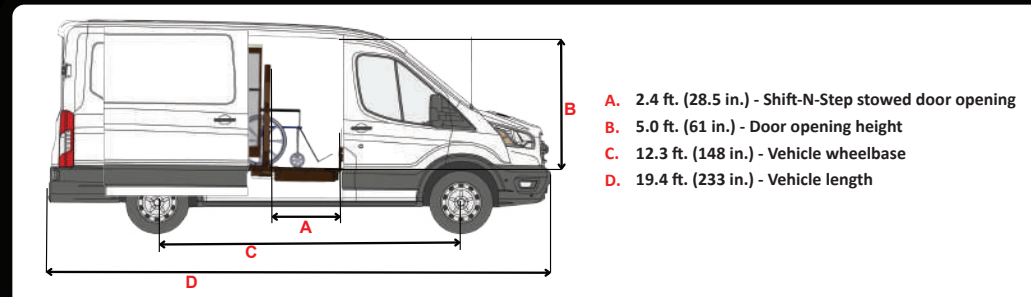
3 YEAR/UNLIMITED MILE - FENTON SHIFT-N-STEP

3 YEAR/UNLIMITED MILE - BRAUN WHEELCHAIR LIFT

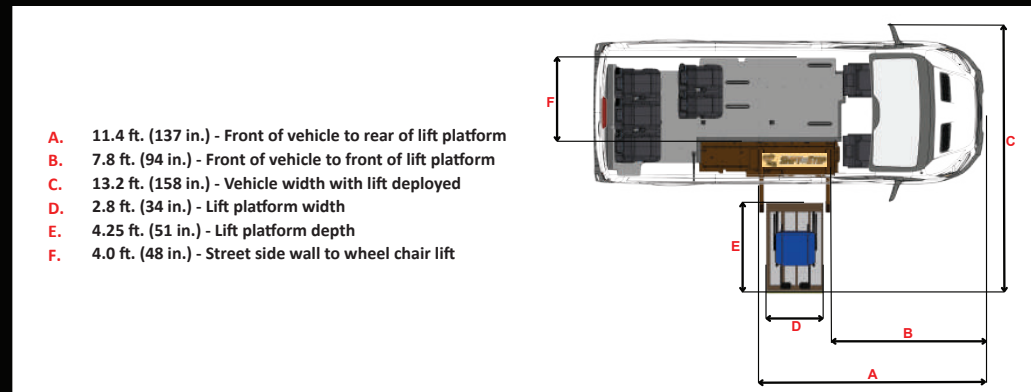
FENTON WARRANTY COVERAGE ON UPFIT

Anything not specified under manufacturer's warranty

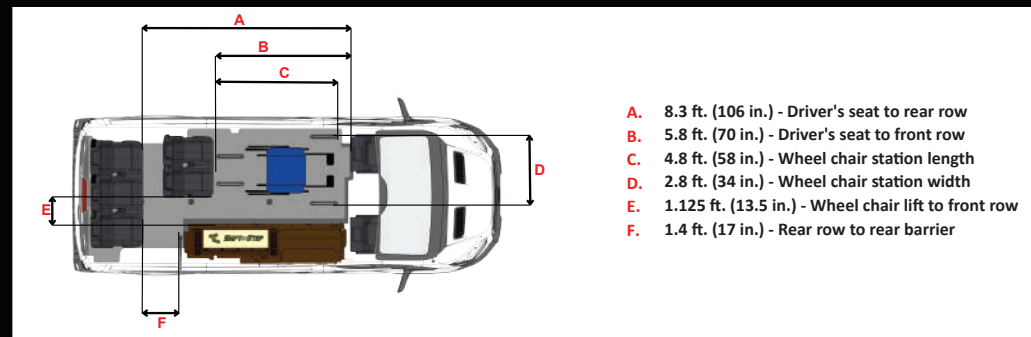
1 YEAR/12,000 MILE



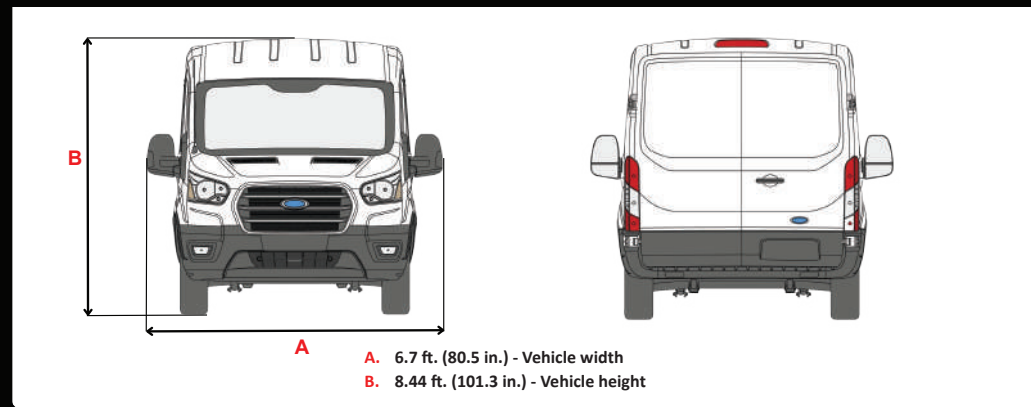
- A. 2.4 ft. (28.5 in.) - Shift-N-Step stowed door opening
- B. 5.0 ft. (61 in.) - Door opening height
- C. 12.3 ft. (148 in.) - Vehicle wheelbase
- D. 19.4 ft. (233 in.) - Vehicle length



- A. 11.4 ft. (137 in.) - Front of vehicle to rear of lift platform
- B. 7.8 ft. (94 in.) - Front of vehicle to front of lift platform
- C. 13.2 ft. (158 in.) - Vehicle width with lift deployed
- D. 2.8 ft. (34 in.) - Lift platform width
- E. 4.25 ft. (51 in.) - Lift platform depth
- F. 4.0 ft. (48 in.) - Street side wall to wheel chair lift



- A. 8.3 ft. (106 in.) - Driver's seat to rear row
- B. 5.8 ft. (70 in.) - Driver's seat to front row
- C. 4.8 ft. (58 in.) - Wheel chair station length
- D. 2.8 ft. (34 in.) - Wheel chair station width
- E. 1.125 ft. (13.5 in.) - Wheel chair lift to front row
- F. 1.4 ft. (17 in.) - Rear row to rear barrier



- A. 6.7 ft. (80.5 in.) - Vehicle width
- B. 8.44 ft. (101.3 in.) - Vehicle height

FENTON

InnovateElevate

ACCESS MAX GUIDE

Ford Transit 350 XLT 8 Passenger Van



Access **MAX**

FENTON
InnovateElevate

www.fentonmobility.com

MAXIMIZING ACCESSIBILITY

INTRODUCING THE ACCESS MAX BROUGHT TO YOU BY FENTON MOBILITY.

This vehicle includes the Patented **Shift-N-Step**, which is the first ever state-of-the-art ADA compliant vehicle system to allow **TOTAL ACCESS FOR ALL**.

The Shift-N-Step creates a truly "Cross-Over" vehicle allowing curbside service for everyone, anytime, anywhere. One door with one system will now allow both wheelchair and ambulatory passengers in the vehicle. With the Shift-N-Step dual entry system, you no longer need to have your vehicle structurally modified at either the front door position or the side door location to provide ambulatory access.

Due to the van not being structurally modified, you minimize service and warranty issues minimizing the cost of ownership overall.

Find out more about Shift-N-Step



8 PASSENGER SEATING, WITH REAR SEATING FOR FIVE...

Driver Side Running Board with Blackout Package



Manor Oak Flooring with Shift-N-Step Barrier



Rear Seating for five plus Wheelchair



USB Charging Stations and Cup Holders



Five Heated and Reclining Seats



Driver and Passenger Vinyl Covers with Diamond Stitch



Explore our current list specifications & options



FEATURES

- SHIFT-N-STEP DUAL ACCESS LIFT
- DRIVER & CARGO SIDE RUNNING BOARD WITH BLACKOUT PACKAGE
- MANOR OAK FLOORING WITH SHIFT-N-STEP BARRIER
- USB CHARGING STATIONS AND CUP HOLDERS
- TRAILER TOW PACKAGE INCLUDED

COMFORT

- 5 Heated and Reclining Seats
- Vinyl Covers with Diamond Stitch
- Fully Insulated - Quiet Ride

AMERICAN MADE

- Manufactured and upfit in our 90,000sq/ft facility in Randolph, NY