



2018 Product Application Guide • 3-7-18



NL2 MILLENNIUM SERIES™

NL2 Millennium Series™ Features

- Fully automatic NHTSA compliant lift, operated by an attendant
- Loading position - either direction
- Interfaces with OEM interlocks
- Lift mounted lights - platform illuminated as it deploys
- Hand control with illuminated functions
- Locking mechanical Inboard Barrier (IB), powder coated yellow for safety and high visibility, prevents movement if occupied
- Pump design prevents platform folding when occupied, quiet operation and low current draw
- Durable redesigned baseplate reduces lift weight and allows for quicker and easier service of hose/wiring
- Easily installed, step-by-step installation instructions, no peripheral hardware required
- Visual and audible warning provides notification of unsafe conditions
- Hydraulic outer barrier that will be in the fully up position before the platform leaves the ground, has durable rubber nose guard and is powder coated yellow for safety and high visibility
- Parallel arms lift with hydraulic cylinders
- Side or rear door application
- Two platform widths available
- Dual handrails for security and convenience
- Bridging feature permits the wheelchair user to board the lift from sidewalks or inclines
- Floor to ground travel is 48"
- Lifting capacity is 800 lbs
- Integrated back-up pump
- Equipped with an adjustable anti-rattle feature to avoid unpleasant noise in the vehicle during transit
- Durable high-gloss powder coated finish
- Lift-Tite system stows the lift platform securely while the vehicle is in transit
- Pump module with removable cover offers easy access to all components

NL2 Millennium Series™ Models

NL916IB-2 & NL916FIB-2

NHTSA Compliant Usable Platform: 30" x 51"

NL917IB-2 & NL917FIB-2

NHTSA Compliant Usable Platform: 33" x 51"

NL919IB-2 & NL919FIB-2

NHTSA Compliant Usable Platform: 34" x 51"

NL917IB3751-2 & NL917FIB3751-2

NHTSA Compliant Usable Platform: 37" x 51"

General Function: Electrohydraulic, power up/gravity down operation

Operation: Hydraulic pump with two lifting cylinders

Control: hand-held control box

Hydraulic: Pressure Max. 2,495 psi, Fluid is Unisvis HVI 26, oil reservoir is .33 gal

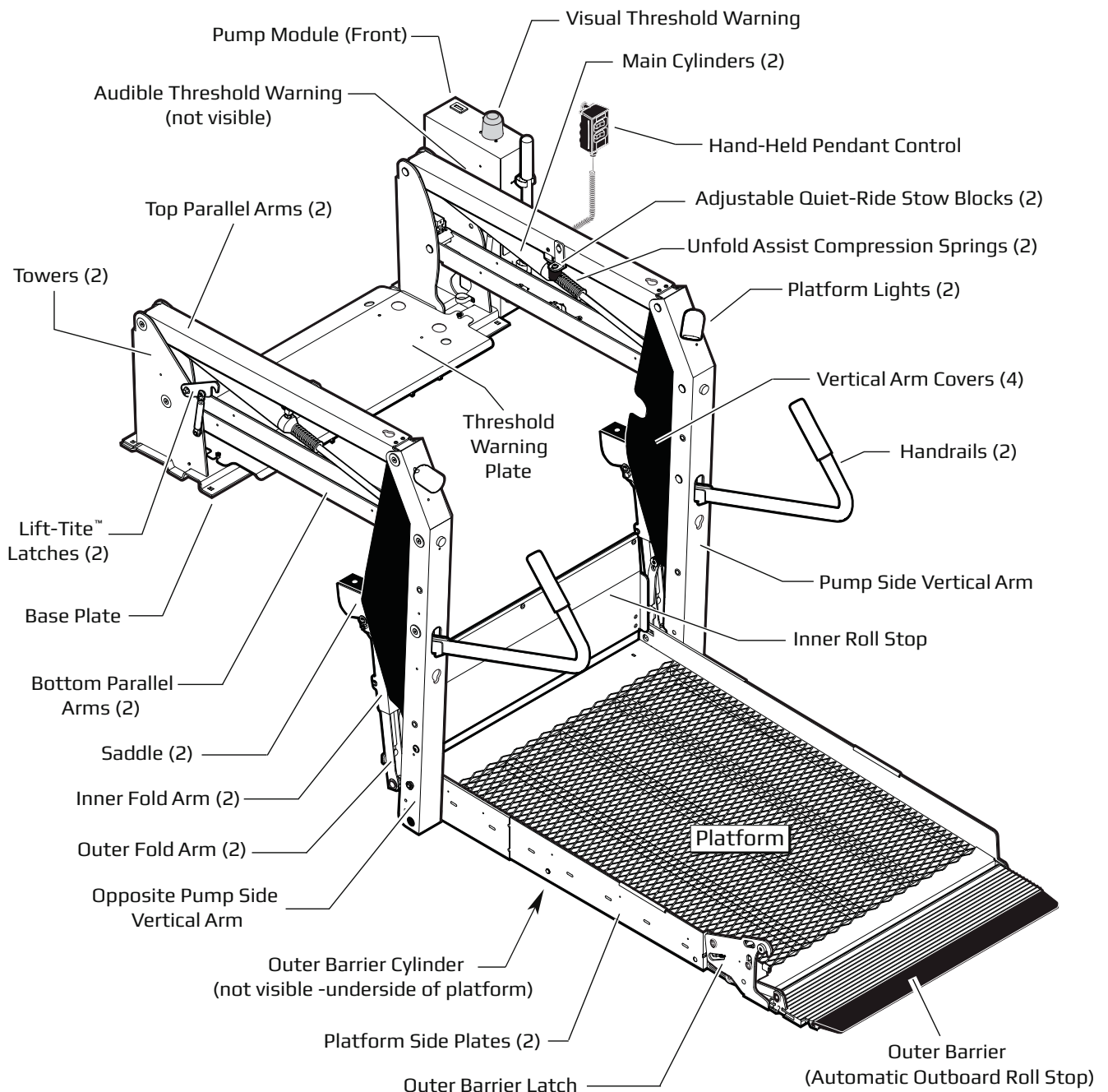
Construction: Steel structure with powder coat finish

Operating Temperature: 0°F to 140°F

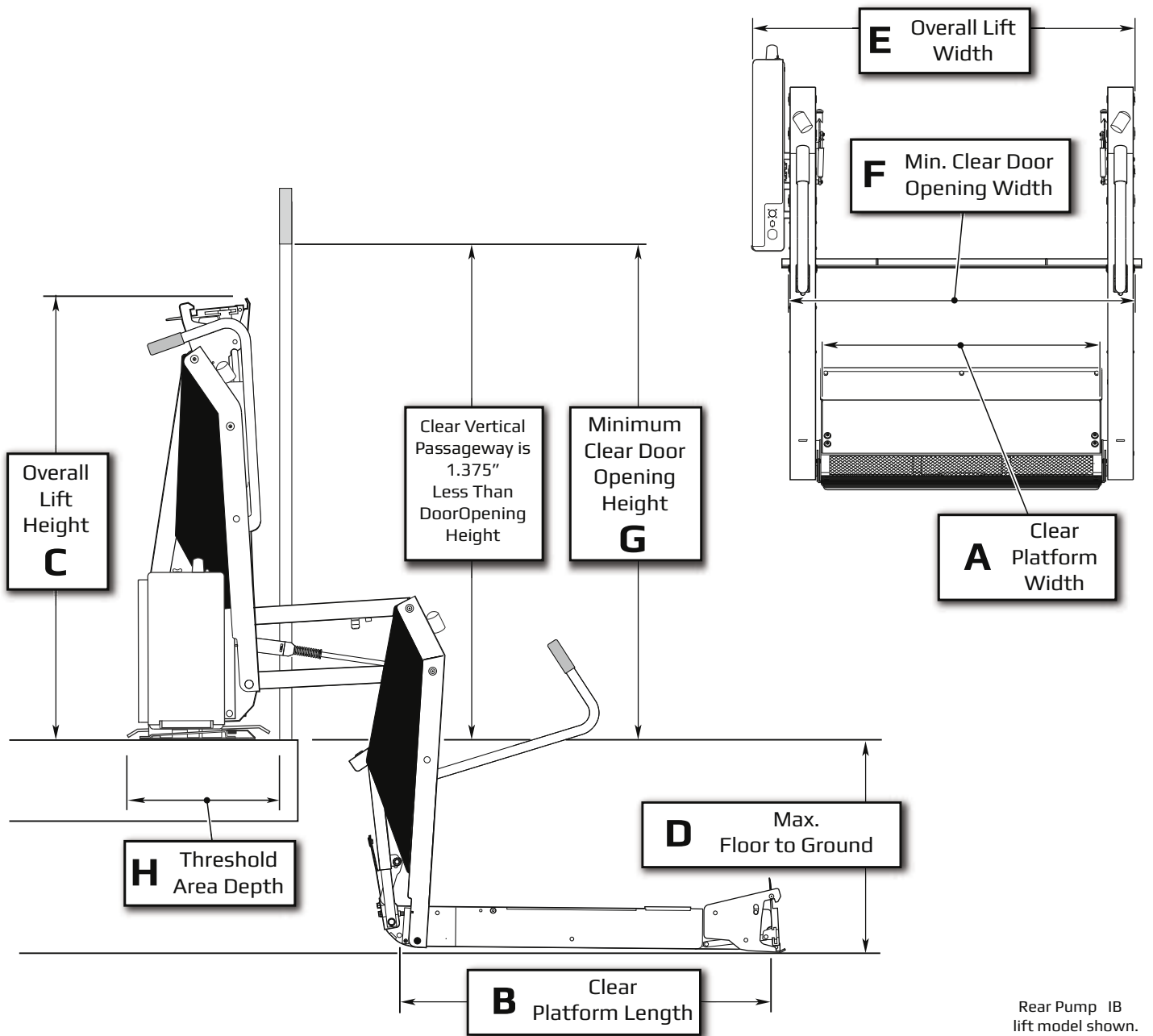
Power Supply: 12VDC

Current Consumption: Max. 70A (12V)

F = Front Pump IB = Inboard Barrier For a front-mounted pump assembly, add "F" to the model number when ordering (example: NL917FIB-2).



NL2 Millennium Series™ Dimensions



All dimensions are for reference only.

NL2 Millennium Series™			A	B	C	D	E	F	G	H
Lift Model Number	Lift Weight lbs	Lifting Capacity lbs	Clear Platform Width	Clear Platform Length	Overall Lift Height	Max. Floor to Ground	Overall Lift Width	Min. Clear Door Opening Width	Min. Clear Door Opening Height	Threshold Area Depth
NL916IB-2 / NL916FIB-2	317	800	30"	51"	56.25"	48"	42.25"	39"	57.375"	18"
NL917IB-2 / NL917FIB-2	356	800	33"	51"	56.25"	48"	45.25"	42"	57.375"	18"
NL919IB-2 / NL919FIB-2	369	800	34"	51"	56.25"	48"	46.25"	43"	57.375"	18"
NL917IB3751-2 / NL917FIB3751-2	408	800	37"	51"	56.25"	48"	49.25"	46"	57.375"	18"

NL2 Millennium Series™ NHTSA Installation Kits

	<u>Side Door</u>	<u>Side Door with Side Curtain Air Bags</u>	<u>Std. Length Rear Door</u>	<u>Ext. Length Rear Door</u>
Dodge Ram Promaster (2014 & up)	38673KS		38674KS	
Ford E-Series	30956K		30957K	30970K-42
Ford Transit (2015)	400775KS	400534KS	400774KS	400773KS
Ford Transit Template (2015)	400779KS	400801KS	400778KS	400778KS
GM	30958K		30959K	30981K
\Sprinter (2007 & up)	34474KS		34120KS	401364KS
Sprinter (2014 & up)				401174KS
Sprinter Template (2014 & up)				401177KS

Van Mounting Kits contain floor reinforcements for 403/404 compliance. Use NL916-2 models only for 2006 and older Sprinter side door.

NL2 Millennium Series™ Accessories



◀ **31579KS**
Handrail Restraint
Retractable -
for 51" Platforms

35533KS
Handrail Restraint
Retractable -
for 54" Platforms

35331KS
Handrail Restraint
Non-Retractable




◀ **35295K**
Upper Tower Support Kit



◀ **33659KS**
Replacement
Hand-Held
Control



◀ **23708A913**
"Full Curtain"
Lift Cover
(NCL917-2)



◀ **402606KS**
Padding Kit
NCL2 Series

NL2 Millennium Series™ Specifications

COMMERCIAL WHEELCHAIR LIFT SPECIFICATIONS - IN COMPLIANCE WITH United States Department of Transportation Rules and Regulations 49CFR, Part 38. FROM THE AMERICANS WITH DISABILITIES ACT OF 1990 and NHTSA Rule 403 (2004) “Provided to make your spec writing easier.”

The wheelchair lift is compliant with Federal Motor Vehicle Safety Standard 403 for platform lift systems for motor vehicles. The lift shall have been tested to a minimum static load of 2400#. The lift shall have 800# rated lifting capacity. The base plate shall be a corrugated designed member to provide rigidity to minimize lift deflection when placed under load.

The power supply shall be a 12 volt electro-hydraulic system operating two single-acting cylinders. The hydraulic power pack system shall be of modular design allowing for easy removal and field replacement, if needed. The operation of the unit shall provide a smooth, jerk-free ride in both up and down directions. The power operation of the hydraulic cylinders shall be of a pull-type design for smooth lifting operation and improved synchronous arm movement. The pivot pins in the trunnion (knuckle) of the pivot arms shall be of stationary design. The hydraulic system shall be regulated by two separate relief valves, one of which is designed to prevent accidental stowing when occupied.

The hand control for lift operation shall be of a one-hand operation design made of durable plastic. The hand control will provide user with illuminated functions. The hand control cable shall be coiled with quick-change connections for ease of maintenance or field change.

A manual back-up system shall be provided to ensure operation of the lift in case of electrical failure. The backup system shall provide a reliable means of manually raising and lowering the lift while occupied. The back-up system shall fold and unfold the platform. The back-up pump shall be integrated with the hydraulic power pack system such that no hydraulic lines or fittings are required.

The platform shall be of steel construction and the surface shall be of see-through grating allowing for improved visibility and safer use in inclement weather. The platform shall have a minimum usable wheelchair passageway width of 33 inches and a minimum usable length of 51 inches requiring a 57 inch vertical clear door opening. The sides of the platform shall be a minimum of 2.5 inches high.

The platform shall be automatically folded and unfolded and fully automatic in operation. The platform shall allow both inboard and outboard facing of wheelchair and mobility aid users. The platform entrance ramp shall be extruded aluminum for weight savings, have a rubber leading edge and raised ribs for traction. The outer barrier shall be hydraulically activated, and must be in the vertical (deployed) position prior to platform movement. The outer barrier must not raise if occupied with 25 lbs. The outer barrier shall be the sole outboard wheelchair retention device and shall be interlocked and comply with the FMVSS 403 requirements. Dual handrails shall be provided to add security and convenience. These handrails shall be 1.25 inch minimum diameter, minimum 30 inches in height, minimum of 8 inches in length, and withstand a 100# force in any direction (including vertical) without permanent deformation. The lift must have a fail safe system to prevent stowing if solenoid welds. The platform shall have “built in” lighting to meet 404 platform lighting requirements with no auxiliary lighting.

All lift components shall be finished with a baked-on powder coating, which will meet a salt spray test of 1000 hours, to provide corrosion resistance and a long service life. BraunAbility Millennium Series to include but not limited to the following model numbers:

- NL917IB-2, NL917FIB-2, NL919IB-2, NL919FIB-2, NL917IB3751-2, NL917FIB3751-2



braunability.com

800.THE.LIFT

ISO 9001:2008

631 West 11th Street, Winamac, IN 46996, USA